

# Physical DB Design

- Indexed Sequential Access Method (ISAM)
  - File records are assumed to have unique keys.
  - File records must be kept sorted according to their key values.
- Sorting Keys
  - Independently of their domains, keys can be compared
  - Numerical order is used to compare integers or reals
  - Lexicographic order is used for character strings
  - To sort keys containing more than one field, an order must be imposed on the keys; then records are sorted according to the value of the first field, forming sequences of clusters.
  - Each cluster consists of records with the same value in the first field; clusters are sorted by the value of the second field, etc.

# Physical DB Design

- **Example:** assume record keys consist of two integer-valued fields. Sorting the list of key values (2,3), (1,2), (2,2), (3,1), (1,3) results in the list (1,2),(1,3),(2,2),(2,3),(3,1).
- **Accessing Sorted Files**
  - The knowledge of the order of records in a sorted file can be exploited for providing efficient access to the file records.
  - A file called a **sparse index** is created for a sorted file. The index contains pairs of the form: (<key value>,<block address>).
  - For every block **b** of the file, there is a record (**v,b**) in the index; **v** is a key value that is at least as low as any key value on **b**, but higher than any key value on any block preceding **b**. If **b** is the first block,  $v=-\infty$  is used.

# Physical DB Design

- Accessing Sorted Files

- The key for the index file is the first field of  $(v,b)$  and it is kept sorted according to this field.
- Index files differ from general files in that index file records are not pinned by pointers from elsewhere.
- Index files must be organized so that queries of the following sort can be answered efficiently:

Given a key value  $v_1$  for the file being indexed, find that record  $(v_2,b)$  in the index such that  $v_2 \leq v_1$  and either  $(v_2,b)$  is the last record in the index, or the next record  $(v_3,b')$  in the index has  $v_1 < v_3$ . Value  $v_2$  is said to **cover**  $v_1$ .

- The result of the query is the block  $b$  that contains the record with key value  $v_1$ , since the index is sorted at all times.

# Physical DB Design

- **Note:** certain file organizations cannot provide such functionality. E.g., hashed files cannot be used, since the entire file must be searched in order to find the required values.
- **Searching Index Files:**
  1. **Linear Search:** scan the index from the beginning, examining each record until the one that covers the one searched for is found
    - Inefficient for large indices: half the index blocks will have to be examined on average in a successful lookup
    - Linear search of the index is preferable over linear search of the file: if  $R$  records are on a block, the main file has  $R$  times as many records as the index file.
    - Index records are usually shorter than file records.

# Physical DB Design

- Searching Index Files:
  2. **Binary Search:** assume  $B_1, B_2, \dots, B_n$  are the blocks of the index file and  $v_1, v_2, \dots, v_n$  are the keys of the first records in the respective blocks. To locate record with key  $v$ :
    - Retrieve index block  $B_{\lceil n/2 \rceil}$  and let  $w$  be the value of its key: if  $v < w$ , repeat the search for the blocks  $B_1, B_2, \dots, B_{\lceil n/2 \rceil - 1}$ ; if  $v \geq w$ , repeat the search for the blocks  $B_{\lceil n/2 \rceil} \dots B_n$ ; when only one block remains, use linear search to find the record.
    - Roughly  $\log_2 n$  block accesses are needed.

# Physical DB Design

- **Example:** A file contains 1,000,000 records of 200 bytes each. Blocks are  $2^{12}=4096$  bytes long. The length of the key fields is 20 bytes.
  - $R=20$ , hence the main file uses 50,000 blocks. The same number of records is needed for the index file.
  - An index record used 24 bytes: 20 bytes for the key, 4 for a pointer to a block. 170 index records can fit in one block if no additional bits are used. Then  $50,000/170=294$  blocks are needed for the index file.
  - Linear search would require about 147 block accesses on average for a successful lookup.
  - Binary search requires about  $\log_2 294 = 9$  block accesses.

# Physical DB Design

- Example(cont'd):
  - Hashed organization would only require 3 accesses: (1 to read the bucket directory, and 2 to read/write the block)
  - However, binary search is preferable to hashed organization for answering range queries, i.e., queries of the form “retrieve all records with keys in the range (a,b)”. A hashed organization would require examining practically all buckets.

# Physical DB Design

- Operations on Sorted Files with Unpinned Records
  - The operations insertion, deletion and modification require insertions, deletions and modifications to the index file.
  - Assumptions:
    - The original sorted file is kept on the sequence of blocks  $B_1, B_2, \dots, B_k$ .
    - The records in each block are kept in sorted order.
    - The records of block  $B_i$  precede those of block  $B_{i+1}$
    - Used/unused information is kept in a known area in the beginning of the file.



# Physical DB Design

- Initialization:

1. The initial file of records must be sorted and distributed among blocks.
2. Create the index file by examining the first record in each block of the main file. Form the records of the index file by combining the key values of the file records with the block addresses.
3. Distribute the index file records among blocks.
4. Create a directory containing the addresses of the index blocks.

# Physical DB Design

## ■ Operations:

1. **Lookup:** find the record with key value  $v1$

examine the index to find the record with a value  $v2$  that covers  $v1$ . The index record containing  $v2$  also contains a pointer to a block of the main file. If the record with key value  $v1$  exists, it will be on that block.

2. **Modification:** modify the record with key value  $v1$

use the lookup procedure to find the record. If the modification changes the key, treat the operation as a deletion followed by an insertion. If not, make the modification and rewrite the record.

# Physical DB Design

## ■ Operations:

1. **Insertion:** insert a record with key value  $v_1$

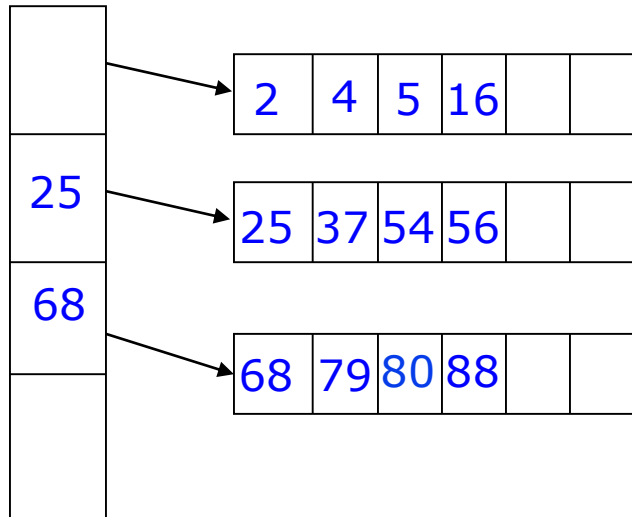
use the lookup procedure to find the block  $B_i$  of the main file, on which a record with key value  $v_1$  would be found. Place the new record in  $B_i$  keeping the records sorted. If  $B_i$  does not have space for the new record, a new block must be created. One option is to use the next block (if it has space). Then the new record must become the block's first record.

2. **Deletion:** delete the record with key value  $v_1$

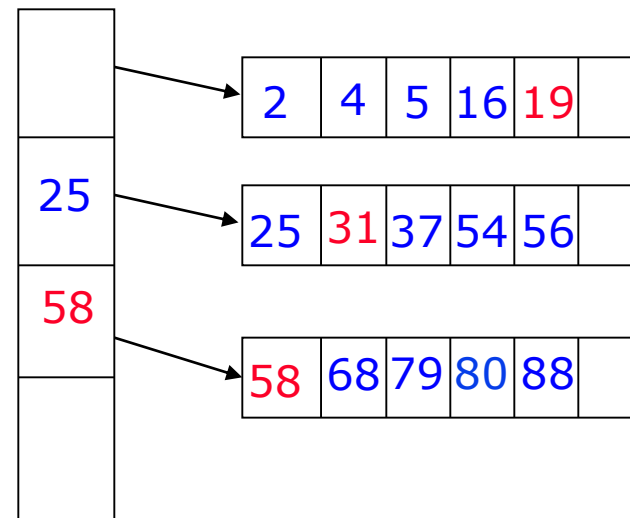
use the lookup procedure to find the record. Shift the records that are located to the right of the deleted record one position to the left. If the block becomes empty after the deletion, the record for the block must be deleted from the index.

# Physical DB Design

- **Example:** sorted list of numbers: 2,4,5,16,25,37,54,68,79,80,88

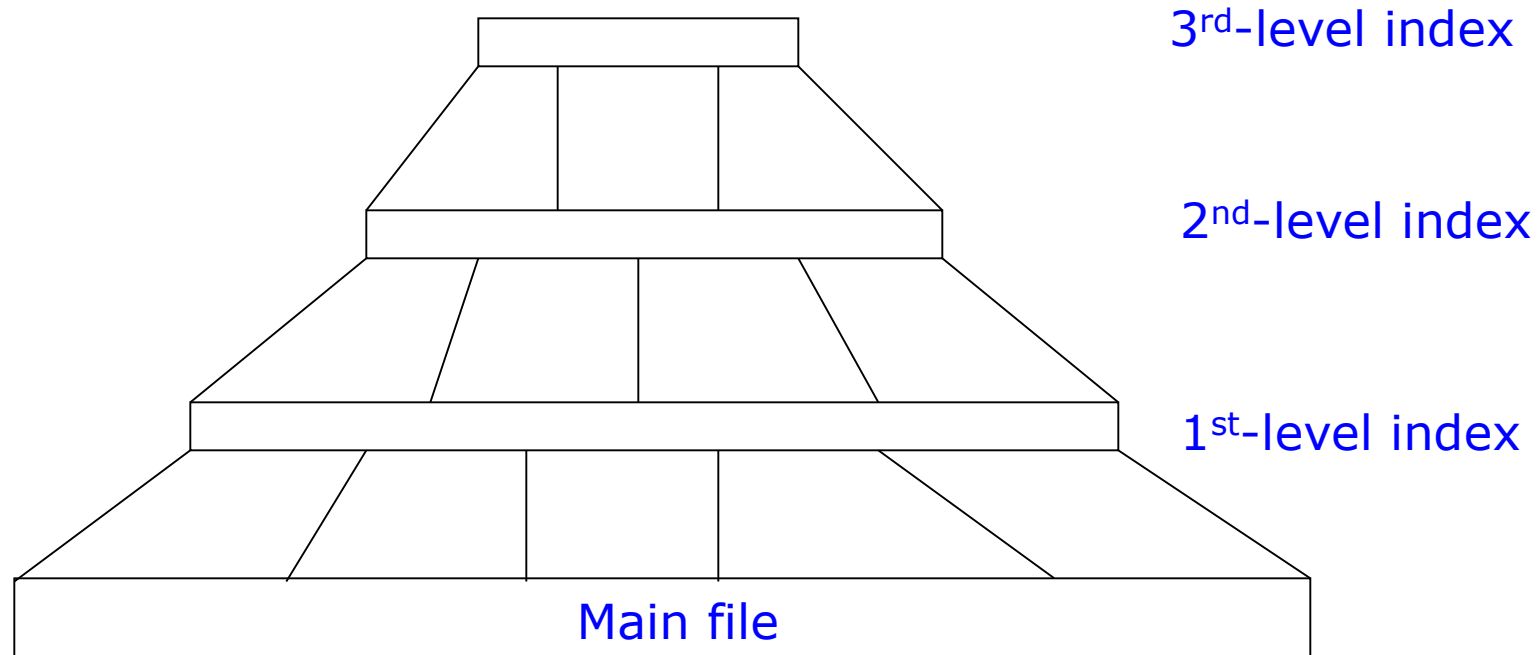


After insertion of numbers  
19,58,31:



# Physical DB Design

- B-Trees
  - Index files can become quite large for large main files
  - Indices on index files are possible



# Physical DB Design

- The 1<sup>st</sup>-level index consists of pairs  $(v,b)$ , where  $b$  is a pointer to a block  $B$  of the main file and  $v$  is the key of the first record in the block. The index is also sorted by key values.
- The 2<sup>nd</sup>-level index consists of pairs  $(v,b)$  where  $b$  points to a block of the 1<sup>st</sup>-level index whose first key is  $v$ , and so on.
- Multilevel indexing can be considerably more efficient than a single level of indexing.
- A multilevel index structure can have many forms. These are collectively referred to as **balanced trees (B-trees)**.
- The main file is part of the B-tree and it is assumed that the file contains unpinned records.

# Physical DB Design

- Although the insertion / deletion procedures of single-level index structures can be used, they do not result in the optimum organization of the B-tree: nodes can have between one and the maximum possible number of records.
- B-trees use a particular insertion / deletion strategy that ensures that **no node, except possibly the root, is less than half full**.
- A B-tree is characterized by two parameters **d,e**:
  - **d** and **e** are integers such that, the number of index records a block can hold is  $2*d-1$  and the number of records of the main file a block can hold is  $2*e-1$ .
- Convention: the key value in the first record is omitted. It is assumed that all values that are less than the key value of the second record are covered by the missing value.

# Physical DB Design

- Operations on B-trees:

1. **Lookup:** to search for a record with key value  $v$ , find a path from the root of the B-tree to some leaf node where the desired record will be found if it exists
  - **Paths in B-trees:** every search path begins at the root. When a block  $B$  is reached during the search, if  $B$  is a leaf node, then  $B$  has to be examined for a record with key value  $v$ . If  $B$  is not a leaf, then it is an index record. The key value that covers  $v$  has to be found and the associated pointer must be followed, leading to another index block or main file block.
  - **Property:** the key value in record  $i$  of block  $B$  is the lowest key value of any leaf descending from the  $i$ -th child of  $B$ .



# Physical DB Design

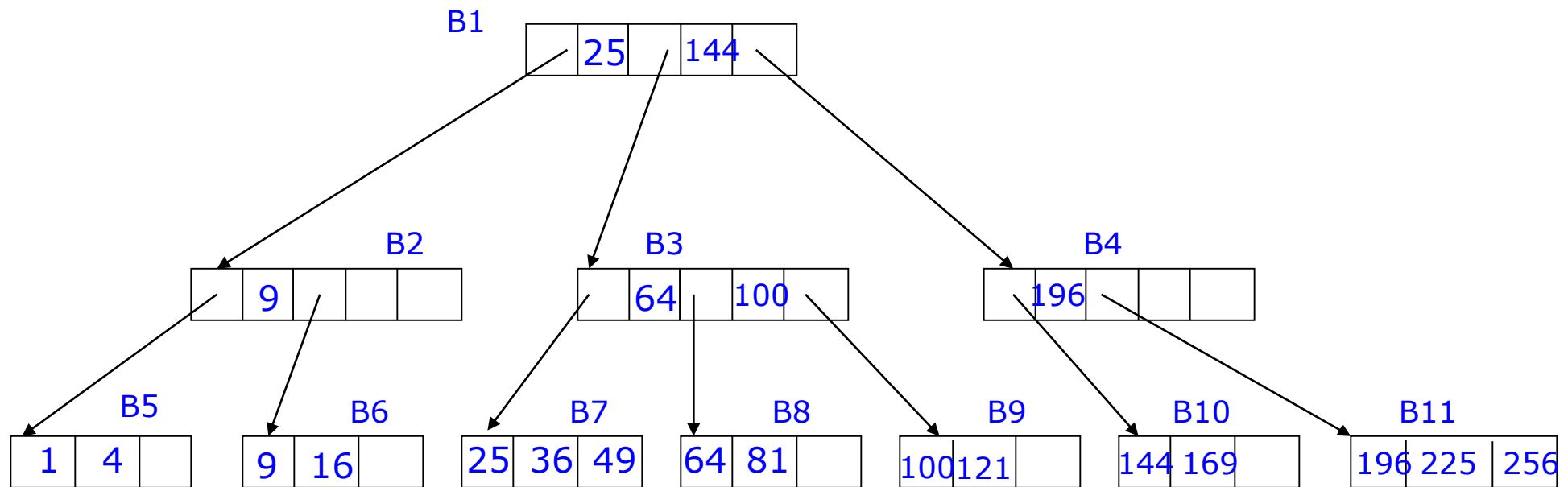
- This property and the fact that the main file is sorted, guarantee that, if a record exists in a leaf node, then it can only be found by following the pointers as described above.

## 2. Modification:

- If a key field is to be modified, then modification is performed by a deletion followed by an insertion.
- Otherwise, modification is a lookup followed by the rewriting of the record involved.

# Physical DB Design

- Example:  $d=e=2$ , i.e., 3 records in blocks of the index and main files.



# Physical DB Design

3. **Insertion:** to insert a record with key value  $v$ 
  - Apply the lookup procedure to find the block  $B$  in which this record belongs
  - If there are fewer than  $2e-1$  records in  $B$ , insert the new record in sorted order
  - If there are already  $2e-1$  records in  $B$ , create a new block  $B1$  and divide the records of  $B$  and the inserted record in two groups of  $e$  records each. The first  $e$  go to block  $B$  and the remaining  $e$  to block  $B1$ .
  - A record for  $B1$  needs to be inserted in the parent record of  $B$ . The insertion procedure is applied recursively (with  $d$  in place of  $e$ ) for inserting a record for  $B1$  to the right of the record for  $B$ .

# Physical DB Design

## 3. Insertion: to insert a record with key value $v$

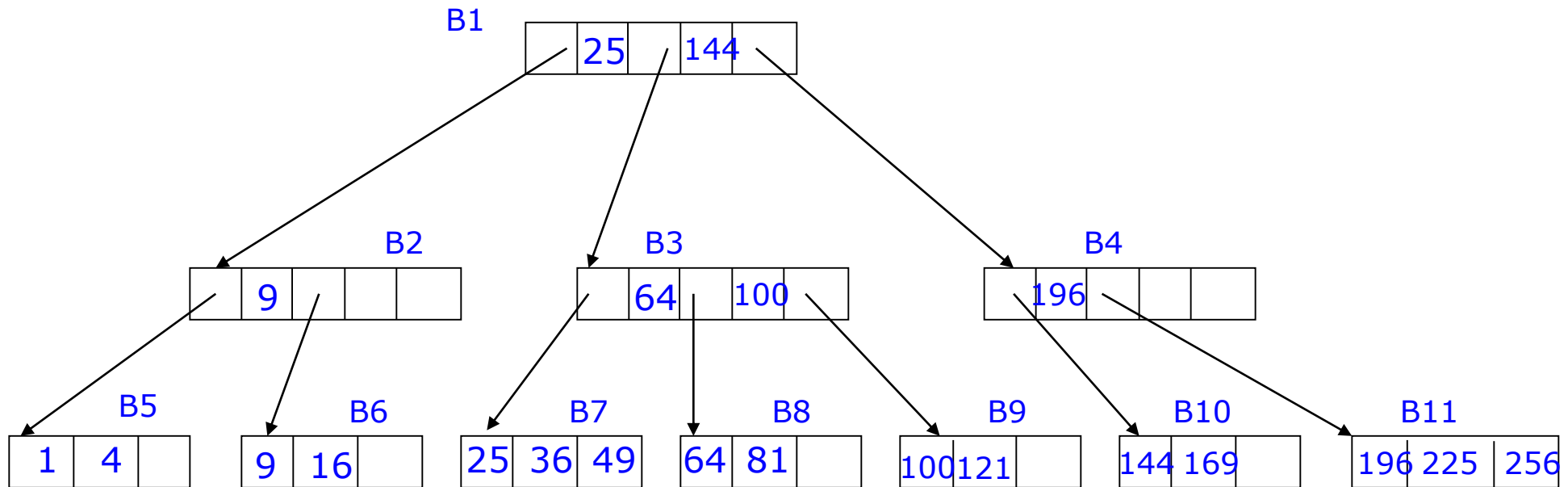
- If many ancestors of  $B$  have the maximum  $2d-1$  records, the effects of inserting a record may ripple up the tree. It is only ancestors of  $B$  that are affected.
- If the insertion ripples up to the root, then the root node is split and a new node with two children is created.
- **Example:** assume we want to insert the record with key value 32 in the B-tree of the previous example

Record 32 belongs to  $B_7$ , but  $B_7$  is full. A new block ( $B_{12}$ ) is created and a record for  $B_{12}$  must be inserted in  $B_3$ .

$B_3$  is also full, so a new block ( $B_{13}$ ) is created.

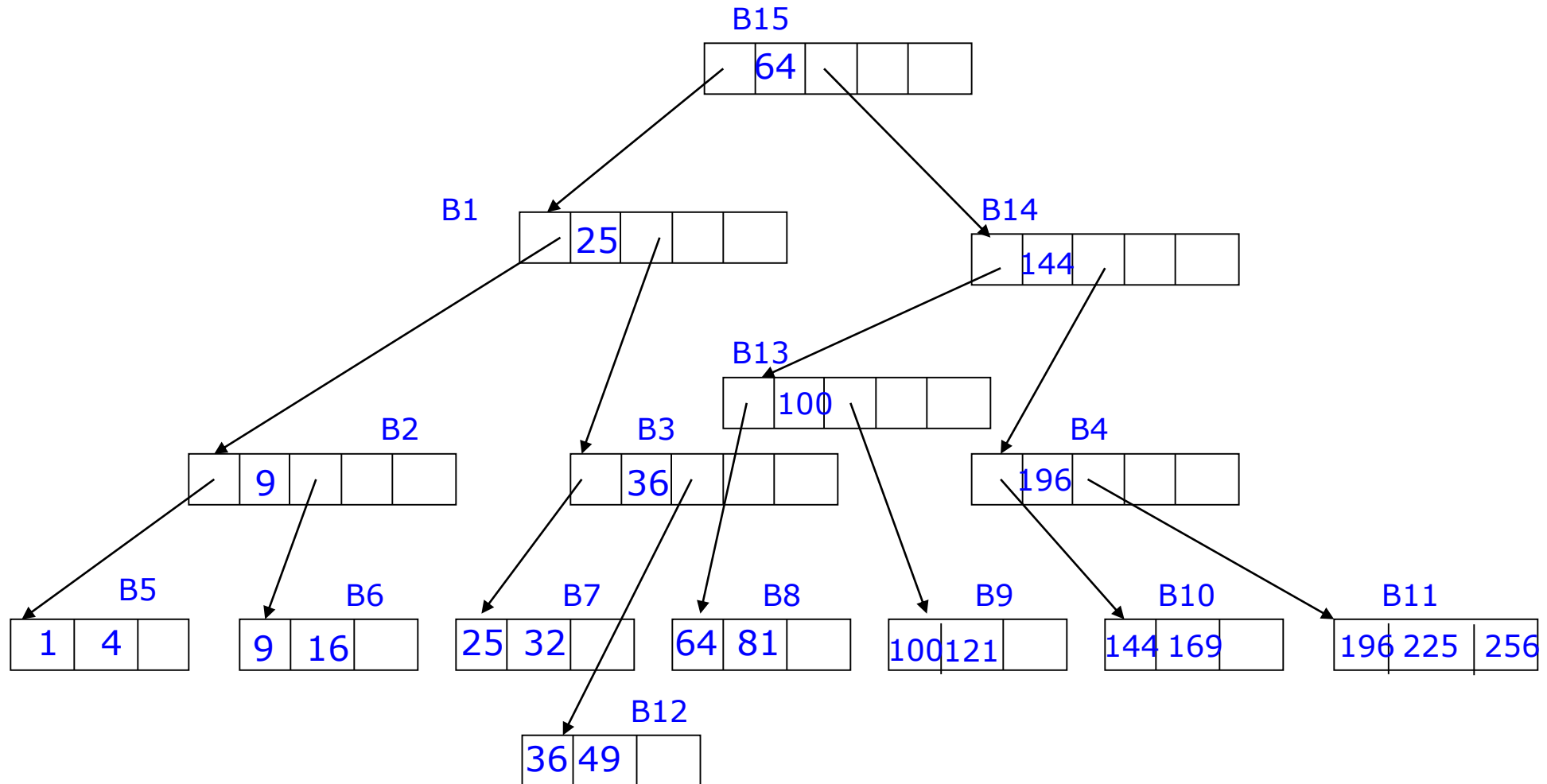
# Physical DB Design

- Example:  $d=e=2$ , i.e., 3 records in blocks of the index and main files.



Record 32 belongs to B7, but B7 is full; a new block (B12) must be created and a record must be inserted in B3. But B3 is also full.

# Physical DB Design



# Physical DB Design

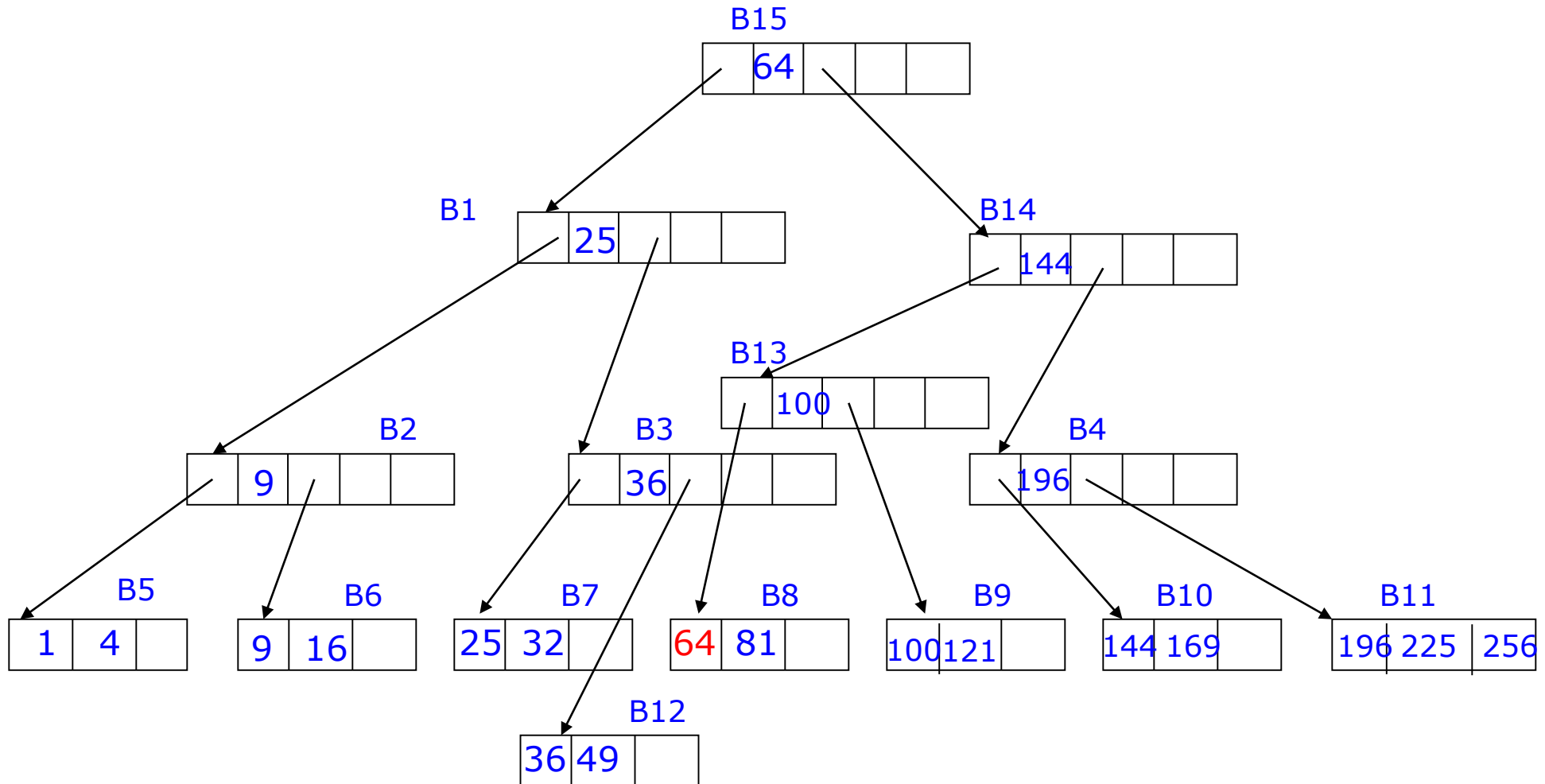
4. **Deletion:** to delete a record with key value  $v$ 
  - Apply the lookup procedure to find the block  $B$  in which this record belongs
  - If after the deletion,  $B$  still has  $e$  or more records, we're done.
  - If the deleted record was the first in  $B$ , the value of the parent record must be changed to contain the value of the new first key of  $B$ .
  - If  $B$  is the first child of its parent node, the parent has no key value for  $B$ , so the parent's parent must be changed. The process continues until an ancestor  $A1$  of  $B$  is found that is not the first child of its parent  $A2$ . Then, the new lowest value of  $B$  goes in the record of  $A2$  that points to  $A1$ .

# Physical DB Design

4. **Deletion:** to delete a record with key value  $v$ 
  - If after deletion block  $B$  has  $e-1$  records, we examine the block  $B1$  that has the same parent as  $B$  and that is immediately next to  $B$ , If  $B1$  has more than  $e$  records, we distribute the records of  $B$  and  $B1$  as evenly as possible, keeping them sorted.
  - The key values in the parents of  $B$  and  $B1$  may need to be modified.
  - If  $B1$  has only  $e$  records, then combine the records of  $B$  and  $B1$ . This requires that a record be deleted from the parent node.
- **Example:** delete the record with key value 64 in the B-tree of the previous example.

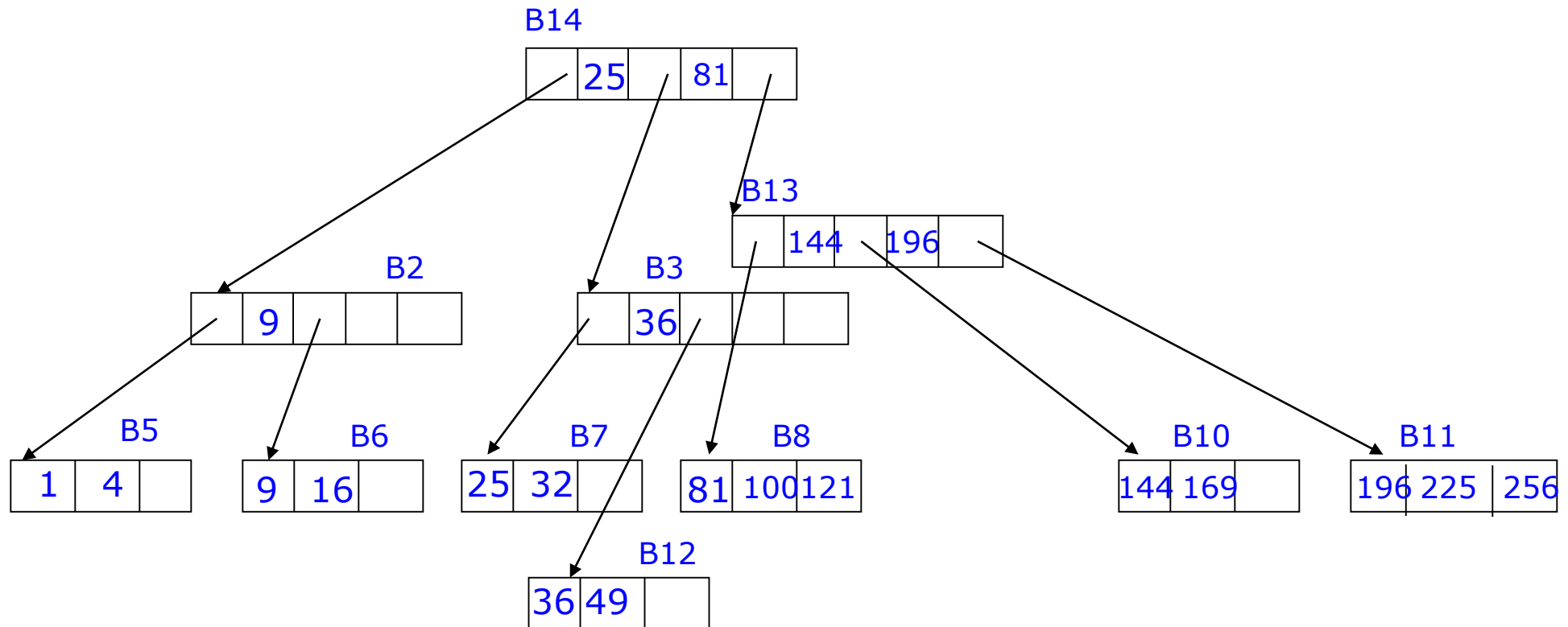


# Physical DB Design



# Physical DB Design

B-tree after the deletion of record 64



# Physical DB Design

- Cost of Operations on B-trees:
  - Assume that a file of  $n$  records is organized as a B-tree with parameters  $d$  and  $e$ . Then the tree will have at most  $n/e$  leaf nodes and  $n/de$  parent nodes of leaf nodes,  $n/d^2e$  parents of parents of leaf nodes, etc.
  - **Lookup**: if there exist  $i$  nodes on a path from the root to a leaf node where a particular record is located, then  $i$  block accesses are needed.
  - For insertion, deletion and modification,  $2 + \log_d(n/e)$  accesses are required on average
  - We will assume that all operations take  $2 + \log_d(n/e)$  block accesses on average.

# Physical DB Design

- **Example:** A file contains 1,000,000 records of 200 bytes each. Blocks are  $2^{12}=4096$  bytes long. The length of the key fields is 20 bytes. Pointers take 4 bytes.
  - $e=10$  (up to 20 records can fit in a block)
  - 171 index records can fit in a block ( $171*20 + 171*4 = 4084$ ). Thus,  $d=86$ .
  - The expected number of block accessed per operation is  $2 + \log_d (n/e) = 2 + \log_{86} (1000000 / 10) < 5$